

KONE E MonoSpace® DX visual options

This cost-effective machine room-less elevator solution for residential buildings is durable, easy to maintain, and available in a range of attractive car designs that all feature clear, easy-to-use signalization.

Key specifications



API ready



Connected



Max. speed
1.75 m/s



Max. load capacity
1,150 kg



Max. travel
75 m



Max. floors
28



Max. persons
13



Max. group size
3



Walls

Brushed stainless steel



ST4
Silver ST4AFP
with anti-fingerprint
coating



ST4LH
Silver long hairline



ST2
Gold
ST2AFP with
anti-fingerprint
coating



ST5
Copper
ST5AFP with
anti-fingerprint
coating



ST6
Bronze
ST6AFP with
anti-fingerprint
coating



ST7
Carbon black



ST8
Champagne Gold



CB
Carbon black
short with
Anti-fingerprint
coating



ST43
Silver



ST43LH
Silver long hairline

Painted steel



PP10FT
Pure White,
fine textured



PP18FT
Linen Brown,
fine textured



PP20FT
Wool Gray,
fine textured

Metallic painted steel



METP1FT
Champagne,
fine textured



METP7FT
Metallic Black,
fine textured

Metallic Printed Steel



MS1
Metallic
Champagne
Printed Steel



MS2
Metallic Coffee
Printed Steel



MS3 - Metallic Grey
Printed Steel

Wooden printed steel



WS1
Light wooden




WS2
Warm wooden




WS3
Dark wooden


Mirror-polished stainless steel



MP1
Silver




MP4
Copper




MP5
Carbon Black

Textured stainless steel




K
Scottish Quad



TS2
Flemish Linen


Etched stainless steel



ST36S
Silver Graphics




ST37S
Silver Chain



ST40S
Silver Polygon



ST41S
Silver Polygon



ST42S
Silver Circle

Transparent glass



TW1**
Glass

Note:

🌿 Nordic Swan Ecolabel

🌿 LEED/BREEAM

* Anti-stain, anti-fingerprint coating: This specialized coating helps keep colored stainless steel elevator materials looking as good as new by preventing staining and making fingerprints less visible.

** TW1 only available for the rear wall

Floors

Single-color pvc



D6
Light Brown



D25
Rocky Gray
🌱



D32
Nordic White
🌱



D33
Sandstone Brown
🌱



D34
Laurent Black
🌱

Patterned pvc



DG07



DG15
Himalayan Grey



DG16 Warm Sand



DG17 Grey Sand

Composite stone



M4R / M4H
Nature White
🌱



M5R
Pebble Gray
🌱



M7R
Light Sand
🌱



M12R
Volakas white
🌱

Real granite




M3R / M3H
Black Golden Sand
stone
🌱

Rubber




RC7
Coin pattern

Marble tile



MT1
Elegant Black



MT2
Frosty Gray



MT3
White Marble

Real marble




N1R
Castle Gray stone
🌱



N2R
Dark Emperor
stone
🌱

PVC Floor customization



Note:
🌱 Nordic Swan Ecolabel
🌱 LEED/BREEAM

Design online with KONE Studio

Explore different elevator options and configurations online before starting a new project. Make the right design choices, use the correct dimensions and get accurate planning specifications.



Design with 3D visuals

Find the look you love with a simple, easy-to-use and free online design tool.



Use exact building specifications

Optimize planning with accurate and always up-to-date product data.



Save project details

Test and finalize your custom designs, then make changes later if needed.



Export CAD and BIM drawings

Identify potential issues and plan ahead to avoid surprises during construction.

Scan the QR code to try the KONE Studio

<http://www.kone.ae>



Doors

Brushed stainless steel




ST4
Silver
ST4AFP with
anti-fingerprint
coating
Ⓢ Ⓡ




ST4LH
Silver long hairline
Ⓢ Ⓡ



ST2
Gold
ST2AFP with
anti-fingerprint
coating
Ⓢ Ⓡ



ST5
Copper
ST5AFP with
anti-fingerprint
coating
Ⓢ Ⓡ



ST6
Bronze
ST6AFP with
anti-fingerprint
coating
Ⓢ Ⓡ



ST7
Carbon black
Ⓢ Ⓡ



ST8
Champagne Gold
Ⓢ



CB
Carbon black
short with
Anti-fingerprint
coating
Ⓢ Ⓡ



ST43
Silver
Ⓢ



ST43LH
Silver long hairline
Ⓢ

Painted steel



PP10FT
Pure White,
fine textured
Ⓢ Ⓡ



PP18FT
Linen Brown,
fine textured
Ⓢ Ⓡ



PP20FT
Wool Gray,
fine textured
Ⓢ Ⓡ

Metallic painted steel



METP1FT
Champagne,
fine textured
Ⓢ Ⓡ



METP7FT
Metallic Black,
fine textured
Ⓢ Ⓡ

Wall map

Brushed stainless steel



ST4
Silver, AISI304
Ⓢ Ⓡ



ST2
Gold
Ⓢ




ST43
Silver
Ⓢ

Mirror-polished stainless steel



MP1
Silver
Ⓢ



MP4
Copper
Ⓢ

Painted steel



PP10FT
Pure White,
fine textured
Ⓢ Ⓡ

Etched stainless steel



ST37S
Silver Chain



ST40S
Silver Polygon

Textured stainless steel

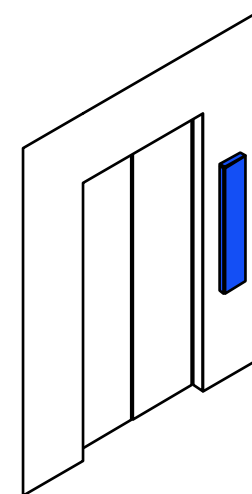


K
Scottish Quad
Ⓢ Ⓡ

Transparent glass



TW1
Glass
Ⓢ Ⓡ



Note:

- Ⓢ Nordic Swan Ecolabel
- Ⓡ LEED/BREEAM

* Anti-stain, anti-fingerprint coating: This specialized coating helps keep colored stainless steel elevator materials looking as good as new by preventing staining and making fingerprints less visible.

Ceilings




CL70
Lighting: LED stripes
Finishing: ST4



CL71
Lighting: LED stripes
Finishing: ST4, ST43



CL80
Lighting: LED spot
Finishing: ST4, ST43, PP10FT, MP1



CL82
Lighting: LED spot
Finishing: ST4, ST43, PP10FT, MP1



CL91
Lighting: LED tubes
Finishing: ST4, PP10FT, ST43



CL103
Lighting: LED tubes
Finishing: ST4, ST43



CL109
Lighting: LED PCB
Finishing: ST4, PP10FT



CL12
Lighting: LED
Finishing: ST43, PP10FT



LF10E
Lighting: LED tubes
Finishing: ST4, PP10FT



LF15
Lighting: LED PCB
Finishing: MP1



LF18
Lighting: LED Strip
finishing: ST4, ST43, MP1, PP10FT



LF80S
Lighting: LED spot
Finishing: ST4, ST43, MP1, PP10FT



LF91S
Lighting: LED strips
Finishing: PP10FT ST4 ST43 MP1

Handrails



HR24R
Silver brushed stainless steel AISI304



HR61
Brushed stainless steel, silver, gold, copper, bronze, carbon black, champagne gold, or P70 anti-bacteria finishing



HR31
Round aluminum with black plastic end



HR64
Brushed stainless steel, silver, gold, copper, bronze, carbon black, champagne gold, or P70 anti-bacteria finishing

Finishes

-  Silver (ST4)
-  Gold (ST2)
-  Copper (ST5)
-  Bronze (ST6)
-  Carbon Black (ST7)
-  Carbon Black (P70) (anti-bacteria)
-  Champagne (ST8)
-  Silver (ST43)
-  Pure white (PP10FT)
-  Silver (MP1)

Skirtings



HR61
Brushed stainless steel, silver, gold, copper, bronze, carbon black, champagne gold, or P70 anti-bacteria finishing

KDS 330 – Built for today, ready for tomorrow

The flush-mounted KDS 330 signalization family for residential and commercial buildings is a revolution in elevator design. Its modular structure means you can swap out different elements – such as the faceplate, display, and even buttons – to add new functions and create a unique look and feel. KDS330 touchless option available.

Car operating panel (COP)



Swing COP

FH COP

FH COP

Touchless COP

Touch COP



Horizontal COP (SEC keypad)



Horizontal COP (SEC & TTC keypad)



Horizontal COP (KDS floor button)

Mounting type

Full-height COP flush mounted
Swing COP type
Landing devices flush/surface mounted
Large HL only flush mounted


Display

9 inch STN LCD (COP)
5.7 inch STN LCD (COP, HI)
dot-matrix (White, Red – COP, Landing)
4.3 inch STN LCD (LCI, LCII)
TFT LCD

Buttons

Tempered glass button, Stainless steel button, Aus button, Singapore button, EN81-70 button, Relief marking round surface button for EN81-70_2021_A1

KONE MediaScreen



Vertical TFT LCD

Horizontal TFT LCD

10.4" Horizontal TFT LCD
10.4" Vertical TFT LCD
12.1" Horizontal TFT LCD
12.1" Vertical TFT LCD
15" Horizontal TFT LCD
15" Vertical TFT LCD

Hall lanterns and indicators



Large HL

HLI

Small HL

HI

Buttons



ST2

Foot button



FB

Landing call stations

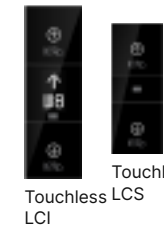


Duplex LCI

Simplex LCI






LCS

Keypress



Touchless LCS
Touchless LCI

Finishes

-  Silver (ST4AFP) [🔗](#)
-  Silver long hairline (ST4HL) [🔗](#)
-  Gold (ST2AFP) [🔗](#)
-  Copper (ST5AFP) [🔗](#)
-  Carbon black (ST6AFP) [🔗](#)
-  Champagne (ST8) [🔗](#)
-  Indirect brushed steel (ST21S) [🔗](#)
-  Carbon black (ST21B) [🔗](#)
-  Silver (MP1) [🔗](#)
-  Copper (MP4) [🔗](#)
-  Carbon black (MP5) [🔗](#)
-  Silver (MP6AFP) [🔗](#)
-  Carbon black (MP8AFP) [🔗](#)
-  Copper (MP9AFP) [🔗](#)
-  Carbon black (CB) [🔗](#)

KDS 220 - Carefully crafted reliability

Car operating panel (COP)



Partial height COP

Full height COP

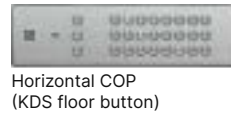
The KDS 220 signalization family provides excellent usability and reliability in a timeless design. Bright contrast LED or LCD displays and black and white operating buttons provide clear guidance for passengers inside the elevator car and on landings, while the sleek steel and tempered glass materials are stylish and durable.



Horizontal COP (SEC keypad)



Horizontal COP (TTC keypad)



Horizontal COP (KDS floor button)

Faceplate finishes

- Silver (ST4AFP) with anti-fingerprint coating

Mounting types

Surface mounted: landing, partial height & horizontal COP
Flush mounted: full-height COP

Display

7-segment, dot-matrix. STN LCD
Amber LED, White LED

Hall lanterns and indicators



HI

HL

Buttons

Round surface mounted, Braille as an option, Square surface mounted with braille for EN81-70-2018, Relief marking round surface button for EN81-70-2021_A1



Silver stainless steel with Braille


Black glass



Silver stainless steel

Relief marking round surface

Landing devices



Duplex LCI

Simplex LCI

Landing call station



LCS without indicator

KSS 280 - Modern durability

Car operating panel (COP)



KSC 286
Partial height,
Surface mounted

KSC 288
Full height,
Flush mounted

KSC 276
Full height,
Flush mounted

The KSS 280 signalization family is designed to provide simple, reliable guidance in low and medium-rise residential buildings. Available with a partial or full-height COP, it features a sleek, hardwearing stainless steel faceplate and clear segmented LCD displays for the COP and landing devices.



reddot design award
winner 2012

Faceplate finishes

- Asturias Satin (F)

Displays

Segmented LCD
LED display (KSH 280)

Landing devices




KSI
286

KSH
280

KSJ
280

KSL
270



KSL
280

KSL
284

KSL
286
Simplex

KSL
286
Duplex

KONE provides innovative and eco-efficient solutions for elevators, escalators, automatic building doors and the systems that integrate them with today's intelligent buildings. We support our customers every step of the way: from design, manufacturing and installation to maintenance and modernization. KONE is a global leader in managing the smooth flow of people and goods throughout buildings. This makes us a reliable partner throughout the building life cycle. We are fast, flexible, and we have a well-deserved reputation as a technology leader, with such innovations as KONE 24/7 Connected Services and KONE UltraRope®. KONE employs over 60,000 dedicated experts to serve you globally and locally.

UAE

Dubai (regional Office)

KONE Middle East LLC
U-Bora Tower,
C/O Al Abraj Str & Al Khaleej Str,
Business Bay.
P.O. Box 21474
Tel: +971 4 279 4500
www.kone.ae

Kingdom of Saudi Arabia

Riyadh (Head Office)

KONE Areeco Ltd
King Fahad Road,
Olaya District,
Al Hamad Tower, Floor 8.
Tel: +966 9200 17055
www.kone.sa

Egypt

KONE LLC
Plot no.10 B, Mohamed Naguib Axis,
Fifth Settlement,
O1 Mall, KONE 2nd Floor, New Cairo.
Tel: +20 232 44 300
www.kone.eg

Morocco

KONE Elevators and Escalators
SARLAU
Lot Marjana N6,
Sidi Maarouf, Casablanca.
P.O Box 20280
Tel: 0522 58 02 11
www.kone.ma

Qatar

KONE Elevators LLC
Ghanem Office Tower,
Building No. 54, Street No. 640,
Zone 23, Salwa Road,
Bin Mahmoud Area, Doha.
P.O. Box 37143
Tel: +974 4488 8835
www.kone.qa

Oman

KONE Assarain LLC
Hatat House B, Office 103, 1st Floor,
Wadi Adai, Ruwi 112, Muscat.
P.O. Box 1475
Tel: +968 246 570 00
www.kone.om

Bahrain

KONE Bahrain SPC
Building 767, Office number 61,
Road number: 3629,
Block number: 336,
Adliya, Kingdom of Bahrain.
P.O. Box 21303
Tel: +973 1774 9271
www.kone.bh

Kuwait

Laila Tower, 14th floor, office 3,
Salmiya, Kuwait.
P.O. Box 21119 - Safat 13072
www.kone.com.kw

Tunisia

Ensemble Mobilier Miniar,
Rue du Lac d'Ourmia,
1053 Les Berges du Lac,
Tunis, Tunisie.
www.kone.tn

East Africa (Kenya and Uganda)

KONE NAIROBI (Head Office)
Crowne Plaza Annexe, 13th Floor,
Along Kenya Road, Nairobi, Kenya.
P.O. Box 35174-00100
www.kone.co.ke
www.kone.ug

South Africa

KONE Elevators South Africa (Pty) Ltd,
20 Friesland Drive, Longmeadow,
Business Estate (South),
Edenvale 1610, Johannesburg.
Tel: +27 11 035 1800
www.kone.co.za

Türkiye

İçerenköy Mah. Değirmenyolu Cad.
No:28 Asiaofspark B Blok D:3 Kat:2
34752 Ataşehir/İstanbul.
Tel: 444 56 63
www.kone.com.tr

Kazakhstan

KONE Kazakhstan LLP
D.Konayev Street 12/1,
floor 9, 010017,
Astana, Kazakhstan.
www.kone.kz

This publication is for general informational purposes only and we reserve the right at any time to alter the product design and specifications. No statement this publication contains shall be construed as a warranty or condition, express or implied, as to any product, its fitness for any particular purpose, merchantability, quality or representation of the terms of any purchase agreement. Minor differences between printed and actual colors may exist. KONE MonoSpace® DX, KONE EcoDisc®, KONE Care® and People Flow® are registered trademarks of KONE Corporation. Copyright © 2022 KONE Corporation.